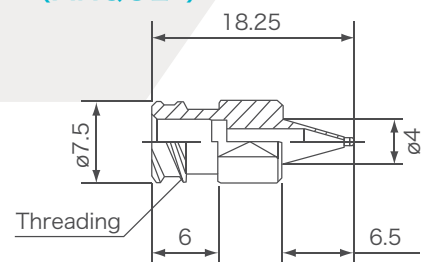


Dispensing Nozzle Custom Configurations

Standard Configuration (ARQUE®)

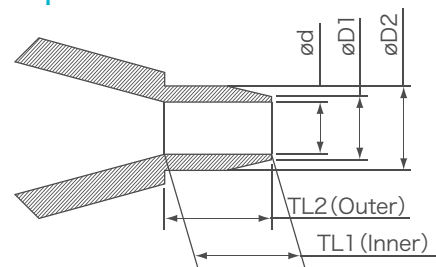


Customizable Features

Units: mm

Features	Specifications
TL1 (Inner)	1) See the below table for available lengths 2) TL1 and TL2 are the same length by default. Please inquire for different lengths.
TL2 (Outer)	
ϕd	$\phi d \geq 0.1$
$\phi D1$	$\phi D1 \geq \phi d + 0.05$
$\phi D2$	$\phi d + 0.1 \leq \phi D2 < \phi 1.0$
Threading	Luer lock or metric screw thread upon request.

Tip Dimensions



Units: mm

Inner Diameter (ϕd)	Maximum Tip Length (TL1)
0.10	2
0.11	2
0.12	2.5
0.13	2.5
0.14	2.5
0.15	3.5
0.16	3.5
0.17	4.0
0.18	4.0
0.19	4.0
0.20	5.6
0.21	5.6
0.22	5.6
0.23	5.6
0.24	5.6
0.25	6.6
0.26	6.6
0.27	6.6
0.28	6.6
0.29	6.6
0.30	8.7
0.31	8.7
0.32	8.7
0.33	8.7
0.34	8.7
0.35	9.7
0.36	9.7
0.37	9.7
0.38	9.7
0.39	9.7
0.40~0.50	11.7

Other

Smallest Lot Size	1pc
Material	SS303
Packaging	Individually Packaged

Please inquire us for any other custom requirements.


TECDIA INC.

2255 S Bascom Ave, Ste 120 Campbell, CA 95008, USA
T. +1 408-748-0100 F. +1 408-748-0111 E-MAIL: sales@tecdia.com

<https://us.tecdia.com/>

Information and figures contained in this catalog are subject to change without prior notice.
(2019.OCT) B-034-1

Dispensing Nozzle



ARQUE® SERIES

Design Characteristics Tecdia's unparalleled machining tolerances realizes precision fluid dispensing with high repeat accuracy.

Internal Taper / Eliminates Clogging /

The straight and smooth internal profile eliminates material clogging caused by stepped machining. Dispensing precision is improved by increased fluid flow.



Fluid flow comparison video




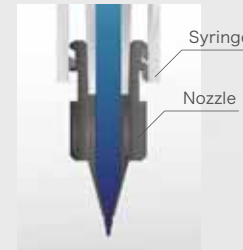
Polished Tip / Prevents Creep-up /

All ARQUE® nozzles feature polished tips to decrease friction and reduce unwanted material collection that can affect shot performance.



Perfect Alignment / High Repeatability /

Joint-less interface improves pressure response between the nozzle and the syringe. The efficient use of materials leads to material cost savings.



Coating Option / Eliminates Stringing /

Applying a non-stick coating to the nozzle eliminates stringing of pastes and fluid accumulation at the tip. It also helps in overcoming problems of inconsistent dispensing for certain materials.

	Condition of the Nozzle During Dispensing		
With Coating			
Without Coating			

*AG Coating
Coating thickness: less than 0.01 - 0.03 um
Working Temperature: up to 120 °C

Product Lineup

Model	ARQUE®		ARQUE® SELECT	ARQUE® PREMIUM	
Part Number	ARQ-S-00-S	ARQ-S-00	TCN-S-00	ARQ-S-00-S	
Tapered Bore	○	○	○	-	
Polished Tip	○	○	○	○	
Syringe Bore Matching	○	○	○	-	
Serial No. Engraving	○	○	-	○	
Coating Option	○	○	-	○	
Tip Length	0.30	1.00	1.00	0.20	0.30
Tip (I.D. x O.D)	0.10 x 0.20	0.10 x 0.20	0.30 x 0.40	0.03 x 0.08	0.05 x 0.10
	0.15 x 0.25	0.15 x 0.25	0.35 x 0.45		0.07 x 0.12
	0.20 x 0.30	0.20 x 0.30	0.40 x 0.50		0.08 x 0.13
		0.25 x 0.35	0.50 x 0.60		
		0.30 x 0.40	0.60 x 0.70		
		0.35 x 0.45			
		0.40 x 0.50			
		0.45 x 0.55			
	0.50 x 0.60				
	0.60 x 0.70				

Units: mm



Other Dispensing Nozzles

Super Long-Tipped Nozzle

Super long-tipped nozzles enable dispensing in hard-to-reach areas without compromising the benefits of ARQUE®.

Part Number	I.D. (φd)	O.D. 1 (φD1)	O.D. 2 (φD2)	Tip Length (TL)								
				1.5	2.0	2.5	3.0	3.5	4.0	4.5	5.0	
SLN-1525-TL15	0.15	0.25	0.45	○								
SLN-2030-TL(length)	0.20	0.30	0.50	○	○							
SLN-2535-TL(length)	0.25	0.35	0.55	○	○	○						
SLN-3040-TL(length)	0.30	0.40	0.60	○	○	○	○	○	○	○		
SLN-3545-TL(length)	0.35	0.45	0.65	○	○	○	○	○	○	○	○	
SLN-4050-TL(length)	0.40	0.50	0.70	○	○	○	○	○	○	○	○	○
SLN-4555-TL(length)	0.45	0.55	0.75	○	○	○	○	○	○	○	○	○
SLN-5060-TL(length)	0.50	0.60	0.80	○	○	○	○	○	○	○	○	○

Units: mm
Material: SS303

Ruby Nozzle

Our durable ruby tip greatly improves flow rates and accuracy of the dispensed volumes due to reduced surface friction.

Part Number	I.D. (φ)	O.D. (φ)	Material
TEC-05R	0.05	0.15	SS303 + Ruby
TEC-07R	0.07	0.17	SS303 + Ruby
TEC-08R	0.08	0.18	SS303 + Ruby
TEC-10R	0.10	0.20	SS303 + Ruby
TEC-15R	0.15	0.25	SS303 + Ruby
TEC-20R	0.20	0.30	SS303 + Ruby
TEC-25R	0.25	0.35	SS303 + Ruby
TEC-30R	0.30	0.40	SS303 + Ruby
TEC-35R	0.35	0.45	SS303 + Ruby
TEC-40R	0.40	0.50	SS303 + Ruby
TEC-45R	0.45	0.55	SS303 + Ruby
TEC-50R	0.50	0.60	SS303 + Ruby

Units: mm